

# Active Connect Multimedia Transmitter and Receiver Box

## Operation Manual



CAC-TXA&RXA

## **Revision History**

<b>Version No</b>	<b>Date</b>	<b>Summary of Change</b>
<b>V1</b>	<b>20080929</b>	<b>Preliminary Release</b>

## **Precaution**

Failure to follow the precautions described below may cause damage to Active Connect Multimedia Transmitter and Receiver Box and void the warranty.

- DO NOT open the case. Doing so will void the warranty. If you find problem with it, please return back to your retailer or seller who will assist you or provide you with solution.
- DO NOT use third-Party AC adapter or power cord. Doing so may damage Active Connect Multimedia Transmitter and Receiver Box.
- DO NOT bump, jar or drop contents of the products as it may damage it and result in warranty void.
- DO NOT set any liquids or beverages on the drive as they may damage Active Connect Multimedia Transmitter and Receiver Box.
- Active Connect Multimedia Transmitter and Receiver Box's 5 BNC (Bayonet Nut Connector) cables need to be connected rightly according to the instruction. Wrongly connection will cause burn down.

# ***Table of Contents***

<b>1.</b>	<b>Introduction.....</b>	<b>1</b>
<b>2.</b>	<b>Applications.....</b>	<b>1</b>
<b>3.</b>	<b>Package Contents.....</b>	<b>1</b>
<b>4.</b>	<b>System Requirements.....</b>	<b>1</b>
<b>5.</b>	<b>Features.....</b>	<b>2</b>
<b>6.</b>	<b>Operation Controls and Functions.....</b>	<b>3</b>
<b>7.</b>	<b>Specifications.....</b>	<b>4</b>

## 1. Introduction

Thank you for purchasing the Active Connect Multimedia Transmitter and Receiver Box (ACMTRB). This product is ideally suited for long distance transmission of your PS3/DVD or Blu Ray devices to an HDMI display. It is operational within 100M at 1080p/8bit and supports HDMI V1.3. The ACMTRB's digital transmit format allows for no delay or loss of image quality. ACMTRB includes no firmware so it is easy to install and operate. Please follow this manual to begin enjoying the benefit of your ACMTRB. We suggest keeping this manual in a safe place for future reference.

## 2. Applications

- Designed to support long distance HDMI applications.
- Enable high bandwidth communication over lossless media.
- Also designed to equalize and restore signals receiver over 75Ωcoaxial cable.
- Simply connect the source to the Transmitter unit and over RGBHV coaxial cable to the Receiver unit, then HDMI output to the display.

## 3. Package Contents

- HDMI 5 COAX TX x 1
- HDMI 5 COAX RX x 1
- Power adaptor x 2
- User Manual

## 4. System Requirements

HDMI input device, R/G/B\*, Clock\*, Power\* cables, HDMI output device.

\*Recommend cables:

Channel Master<sup>®</sup>

### 75 Ohm Coaxial Cable

#### Pro Install Series RG6 Coaxial Cable

MODEL 9532B-FP-1000 Feeder-Pak<sup>®</sup>

MODEL 9532G-FP-1000 Feeder-Pak<sup>®</sup>

- 100% shielded
- 18 gauge copper clad steel center conductor
- 60% aluminum braid
- Black (B) or Gray (G) PVC jacket



MHz	50	100	200	400	700	800	1000	1200	1450	1800	2200
dB loss per 100 feet	1.45	2.02	2.83	4.05	5.60	6.23	6.59	7.50	8.10	8.95	9.98

RG6 Type 75Ω coaxial cable (for cable TV) x 5  
 1080P/8bit →100M  
 1080P/12Bit→65M ± 10M

Or

Belden™ 7789A 23 solid AWG and solid 25AWG RGBHV Cable with 5 BNC.

AWG	RESOLUTION	DISTANCE
23	1080P-8bit	90±10 m
	1080P-12bit	65±10 m
25	1080P-8bit	65±5 m
	1080P-12bit	40±5 m

Or

Total Technologies, Ltd.© E193793 28 AWG RGBHV Cable with 5 BNC.

AWG	RESOLUTION	DISTANCE
28	1080P-8bit	45±5 m
	1080P-12bit	15±5 m

## 5. Features

- Compatible with HDMI 1.3 and DVI 1.1.
  - Improved color gamut (i.e. deep color xvYCC).
  - HD audio (8 channel audio support).
  - High Resolutions from PC (640~480) to WUXGA (1920 x 1200).
  - HDTV resolutions from 480i~1080P/12 bit.
  - Built in Consumer electronics control (CEC).
  - Supports Deep Color.

Gigabit digital transport needs:

HDMI 1.3(Category)/DVI(10.2Gb/s).

The RG6 type 75 Ω coaxial cables can operate up to 100m at 10.8Gb/s.

The receiver can operate under either AC power or through the connected device.

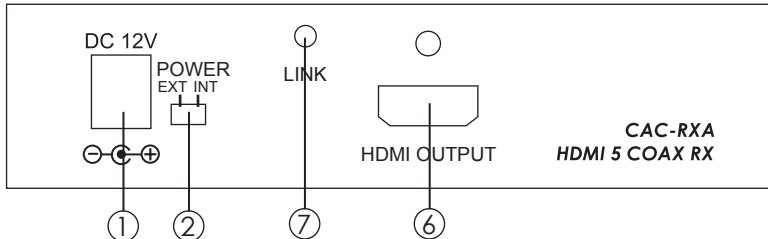
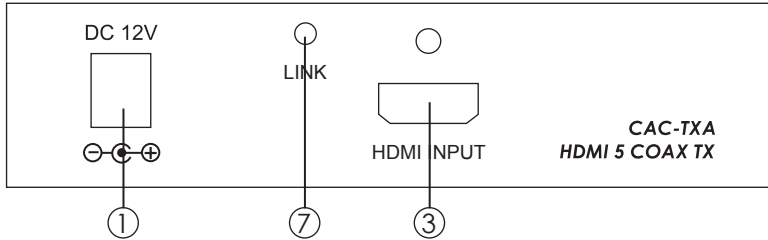
**Note:** running off the connected device may result in a loss of performance.

Supports seamless for VESA DDC, CEC, Hot Plug Detect (HPD) and xvYCC.

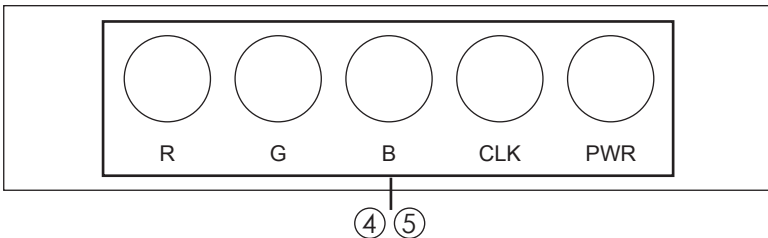
Easy to install and operate.

## 6. Operation Controls and Functions


Please follow the step-by-step instruction below to install your Active Connect Multimedia Transmitter and Receiver Box.



- ① Connect one of the power adaptors to the Transmitter Box and plug the power cable into an AC outlet. You may also plug the other adaptor into the Receiver Box.
- ② Switch the power selection on the Receiver Box to INT for power without connecting the adaptor or EXT and connect the other adaptor to an AC outlet (It is suggested to use an external power supply when operating over a long distance).
- ③ Connect your HDMI input device (Blue-Ray DVD or PS3) to the Transmitter Box with an HDMI cable (It is suggested to use an HDMI cable under 1M for improved performance).



- ④ Connect BNC-F connectors to both sides of the five coaxial cables.
- ⑤ Insert 75Ω RGB, Clock, and Power cables into the Transmitter and Receiver Boxes. Please do this correctly as stated in this manual (It is advised to not use cables measuring more than 100M's for 1080P/8bit's resolution and cables 75M's long for 1080P/12bit's resolution)
- ⑥ Connect the HDMI output device (LCD TV or HDMI monitor) to the Receiver Box with an HDMI cable (It is recommended to use HDMI cables under 1M for a better viewing experience).
- ⑦ The Link's green LED will turn on when all the connections are established and power is on.



## 7. Specifications

Input Port	1 HDMI to 5 BNC connectors
Output Port	5 BNC connectors to 1 HDMI
HDMI Specification	V 1.3
HDMI Resolution	480i~1080p 50/60, 1080p 24, VGA~WUXGA
CEC Function	Bypass
HDMI Audio	PCM2, PCM 5.1, PCM 7.1, Dolby 5.1, DD+, D-TruHD, DTS-HD
Color Space	RGB 24~36, Y444 24~36, Y422 16~24
Deep Color	1080P/12bit
HDMI Cable In	1080p/8bit up to 3M, 1080p/12bit up to 3M
HDMI Cable Out	1080p/8Bit up to 6M, 1080p/12bit up to 3M
Coaxial Cable	1080p/8bit up to 100M, 1080p/12bit up to 65M ± 10M
Power Supply	12V/1ADC (US/EU standards, CE/FCC/UL certified)
Dimensions (mm)	125mm x 110mm x 30mm/pc
Weight(g)	270g/pc
Chassis Material	Aluminum
Silkscreen Color	Black
Operating Temperature	0°C ~ 40°C
Power Consumption	TX: 1.9W; RX:2.2W



**CYPRESS TECHNOLOGY CO., LTD.**  
Home page: <http://www.cypress.com.tw>

20081013 MPM-CACRX&TX