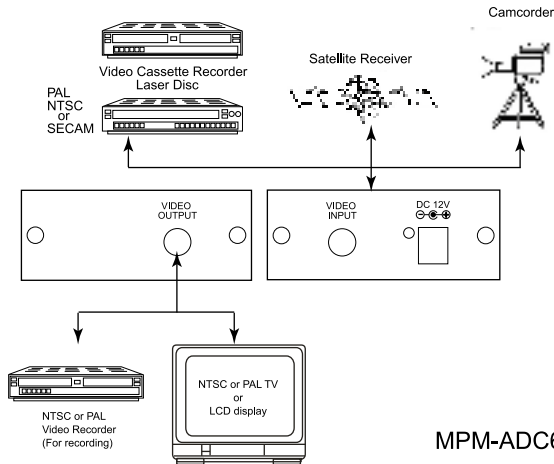


Specifications

Input Systems	NTSC, N4, PAL, PAL M, PAL N, SECAM
Output TV Systems	NTSC 3.58, or PAL (through jumper setting on PCB)
Connection Terminals	Video input: 1 Video output: 1
Sampling Frequency	Y: 13.5 MHz R-Y: 6.75 MHz B-Y: 6.75 MHz
Digital code bit	R : 8 bits G: 8 bits B : 8 bits
Line	525 \pm 625
Field	60 \pm 50
Power	DC 12V 500mA
Dimension	164(W) x 77(D) x 30(H) mm
Weight	290gs
Accessory	One set of video cable, AC adaptor

Connection and Installation



MPM-ADC660

Multisystem Video Converter

From NTSC 3.58, NTSC 4.43, PAL, PAL M, PAL N,
SECAM To NTSC 3.58, PAL

Operation Manual



Precautions

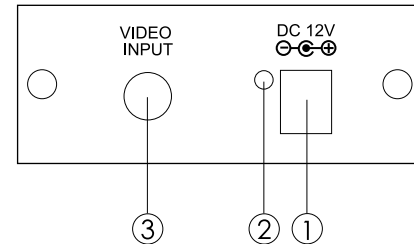
1. Do not expose this product to direct sunlight.
2. Keep the unit away from radiator, heat sources and magnetic field.
3. Do not place it in very dusty or humid locations.
4. Use this unit in a horizontal position only.
5. Do not put heavy object on top of the converter.
6. Put the unit in an open space that has a good ventilation.
7. If the picture is affected. Keep the unit away from TV or other electronic equipment.
8. Unplug the unit from the power supply when it is not to be used for a long period of time.

Features

1. Built-in color bar.
2. Input auto detecting.
3. Digital conversion from input TV signals of NTSC, N4, PAL, PAL M, PAL N, SECAM to output signals of NTSC, PAL.
4. Digital line (525 ⇄ 625 Lines) and field (60 ⇄ 50 field) conversion.
5. 6M bit field memory.
6. Built-in 12V DC to DC inverter, ideal for use in car application.

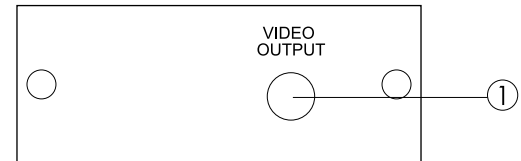
Operation controls and functions

Front panel



1. 12 Volt DC power input: Connects to car battery output.
2. Power LED.
3. Composite video input connector: Video input can be NTSC, NTSC 4, PAL, PAL M, PAL N, and SECAM. It will be automatically recognized by the unit and convert to either NTSC or PAL output depending on the jumper setting on the PCB.

Rear panel



1. Video output RCA connector: Connects to your TV, or LCD display unit.